



ಬೃಹತ್ ಬೆಂಗಳೂರು ಮಹಾನಗರ ಪಾಲಿಕೆ
Bruhat Bengaluru Mahanagara Palike



BBMP COVID-19 WAR ROOM 31.05.2022



OVERVIEW OF COVID-19 IN BENGALURU



CASE TRENDS

ACTIVE CASES **1,937**

Confirmed Cases

178

17,87,717 #

Recovered Cases

250

17,68,816 #

Death Cases

0

16,964 #



HOSPITALIZATION

2

ICU – V

-

ICU

-

HDU

-

General

2

INCLUDES GOVT. QUOTA AND PRIVATE WALK-IN HOSPITALIZATION



VACCINATION

13,612 1,91,84,727 #

First Dose

1,888

95,36,966 #

Second Dose

7,019

90,37,736 #

Precaution Dose

4,705

6,10,025 #



TRIAGING

MTU

15

Tele Triage

154



ACTIVE CLUSTERS

5

Budding Clusters (<5 Cases)

3

Clusters (> 5 cases)

2



TESTING

14,546 2,97,54,771 #

RAT

3,115

RTPCR

11,431

Positivity : 1.35%

*FOR LAST 7 DAYS

: indicates cumulative numbers till date



ABSTRACT OF COVID-19 SCENARIO IN BENGALURU



	MALE			FEMALE			TRANSGENDER			TOTAL		
	Last 24 Hours	Last 7 Days	Cumulative	Last 24 Hours	Last 7 Days	Cumulative	Last 24 Hours	Last 7 Days	Cumulative	Last 24 Hours	Last 7 Days	Cumulative
Positive Cases	88	698	10,57,423	90	546	7,30,103	0	0	191	178	1,244	17,87,717
Recovered Cases	154	582	10,45,091	96	376	7,23,542	0	0	183	250	958	17,68,816
Death Cases	0	0	10,745	0	0	6,215	0	0	4	0	0	16,964
Total Tests Done	In Last 24 hrs. : 14,546			In last 7 days : 91,826			Cumulative : 2,97,54,771					
Vaccine Doses Administered	In Last 24 hrs. : 13,612			In last 7 days : 85,490			Cumulative : 1,91,84,727					
ACTIVE CASES							1,937					

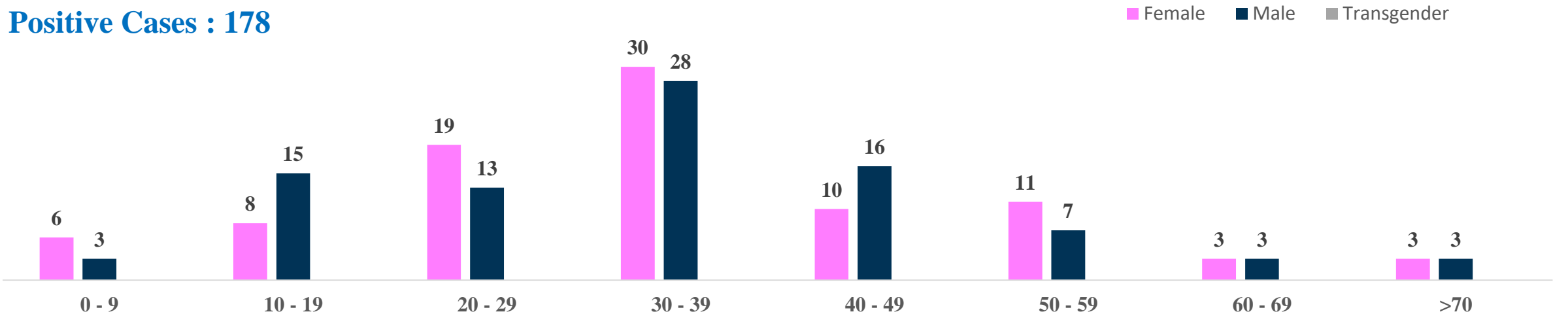
*Covid deaths occurred today : 00 | Covid deaths occurred beyond last 24 hrs., reported today : 00



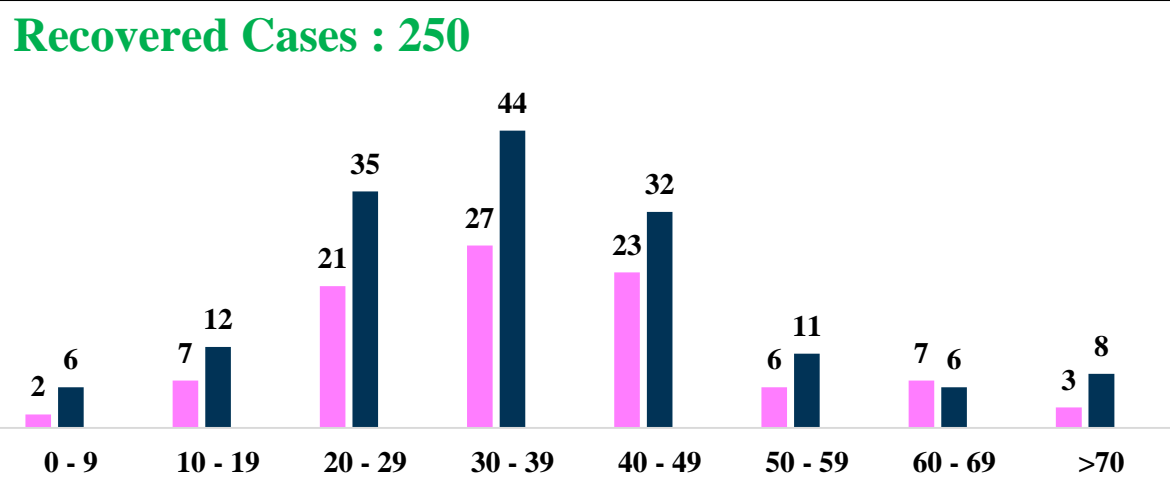
LAST 24 HOURS AGE GROUP AND GENDER WISE DISTRIBUTION



Positive Cases : 178



Recovered Cases : 250



Death Cases : 0

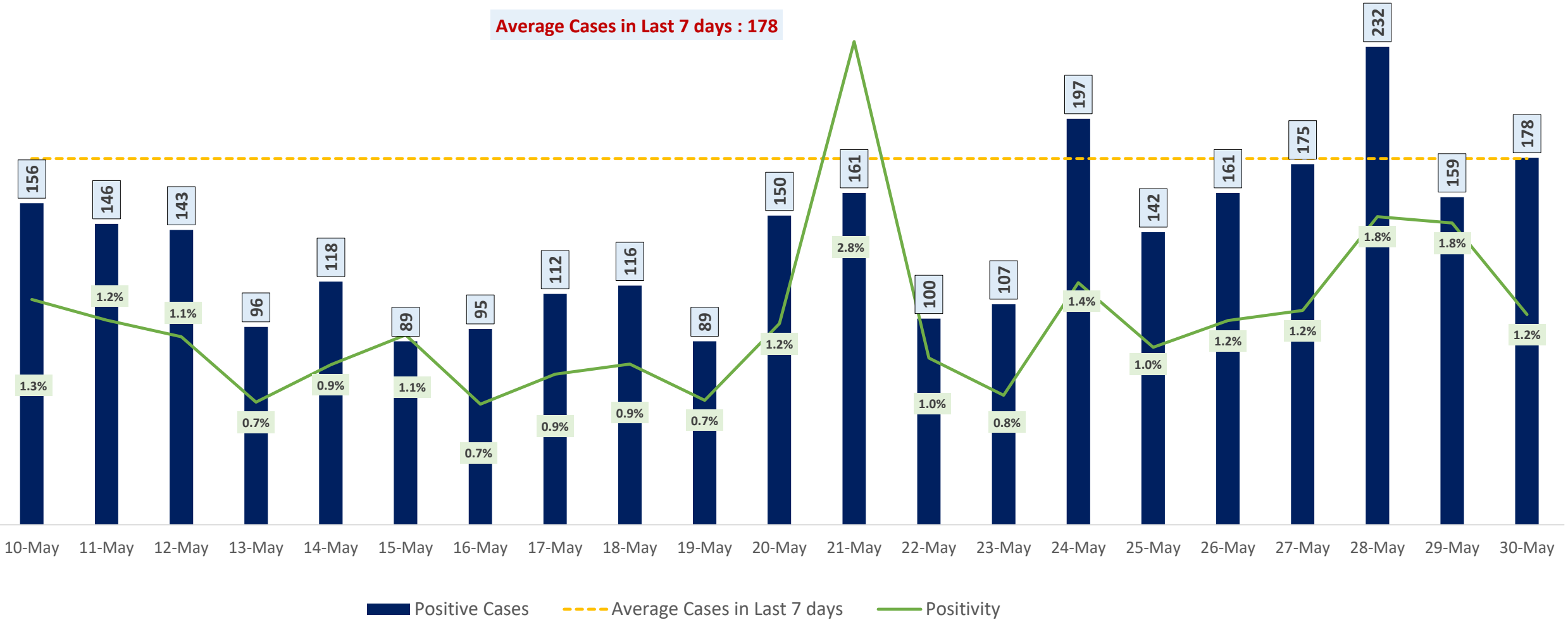




POSITIVITY RATE OF BENGALURU – LAST 21 DAYS



Average Cases in Last 7 days : 178

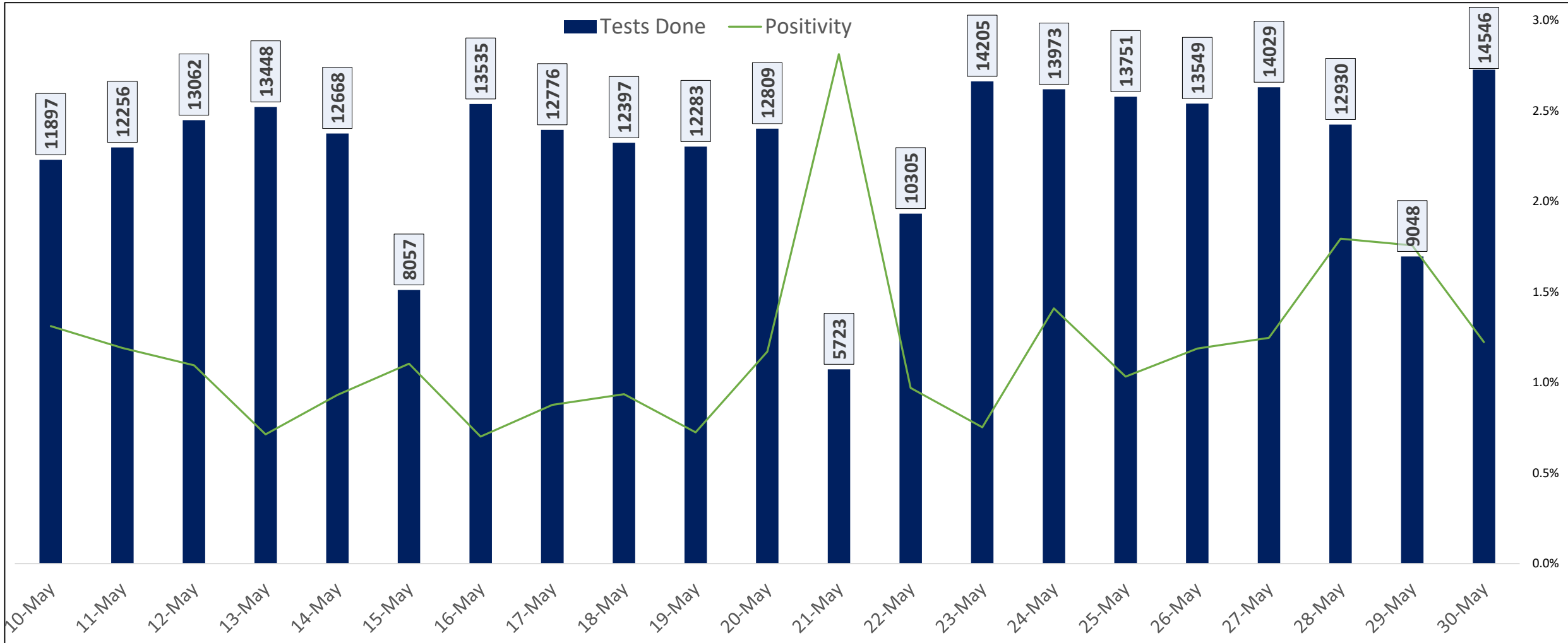




TESTING TRENDS IN BENGALURU



Total Test Conducted Till Date	Test Conducted Last 24 hours	Last 7 Days Average
2,97,54,771	14,546	13,118



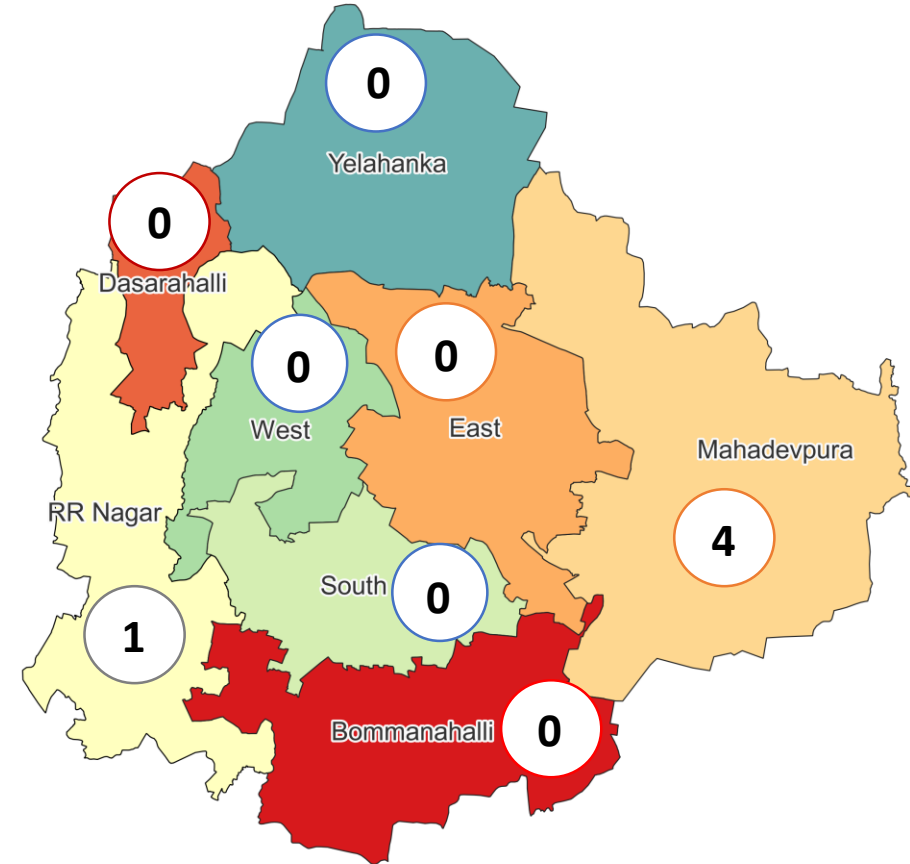


CLUSTER DETAILS



Zone Name	TOTAL CLUSTERS	Budding Clusters	Clusters	Outbreaks
		Less Than 5 Cases	5 To 14 Cases	More Than 14 Cases
BOMMANAHALLI	0 (-)	0 (-)	0 (-)	0 (-)
DASARAHALLI	0 (-)	0 (-)	0 (-)	0 (-)
EAST	0 (-)	0 (-)	0 (-)	0 (-)
MAHADEVPURA	4 (▲1)	3 (▲1)	1 (-)	0 (-)
RR NAGAR	1 (-)	0 (-)	1 (-)	0 (-)
SOUTH	0 (-)	0 (-)	0 (-)	0 (-)
WEST	0 (▼1)	0 (▼1)	0 (-)	0 (-)
YELAHANKHA	0 (-)	0 (-)	0 (-)	0 (-)
TOTAL	5 (-)	3 (-)	2 (-)	0 (-)

Total Active Clusters



Types of Clusters

Zone Name	Apartments/ Villa	Individual House	Hostels/Quarters	Others	Schools/Colleges
BOMMANAHALLI	0 (-)	0 (-)	0 (-)	0 (-)	0 (-)
DASARAHALLI	0 (-)	0 (-)	0 (-)	0 (-)	0 (-)
EAST	0 (-)	0 (-)	0 (-)	0 (-)	0 (-)
MAHADEVPURA	3 (▲1)	1 (-)	0 (-)	0 (-)	0 (-)
RR NAGAR	0 (-)	1 (-)	0 (-)	0 (-)	0 (-)
SOUTH	0 (-)	0 (-)	0 (-)	0 (-)	0 (-)
WEST	0 (▼1)	0 (-)	0 (-)	0 (-)	0 (-)
YELAHANKHA	0 (-)	0 (-)	0 (-)	0 (-)	0 (-)
TOTAL	3 (-)	2 (-)	0 (-)	0 (-)	0 (-)

▲▼ : Shows increase and decrease in numbers as compared to previous day



GOVT. QUOTA COVID BED STATUS AS ON 31.05.2022



SR. NO.	Facility Type	No. of Hospital	Total Allocated Beds for C+ Patients					Occupied Beds for C+ Patients					Net Available Beds for C+ Patients				
			Gen Beds	HDU	ICU Beds	ICU-V	Total	Gen Beds	HDU	ICU Beds	ICU-V	Total	Gen Beds	HDU	ICU Beds	ICU-V	Total
1	Government Medical Colleges	4	120	255	33	27	435	0	0	0	0	0	120	255	33	27	435
2	Government Hospitals	18	637	292	74	95	1,098	0	0	0	0	0	637	292	74	95	1,098
3	Private Medical Colleges	12	178	200	66	35	479	0	0	0	0	0	178	200	66	35	479
4	Private Hospitals	32	181	61	49	42	333	0	0	0	0	0	181	61	49	42	333
5	Covid Care Centre	1	50					0					50				
Total Beds		67	1,166	808	222	199	2,395	0	0	0	0	0	1,166	808	222	199	2,395

* Status as on 31.05.2022 – 03:55 PM

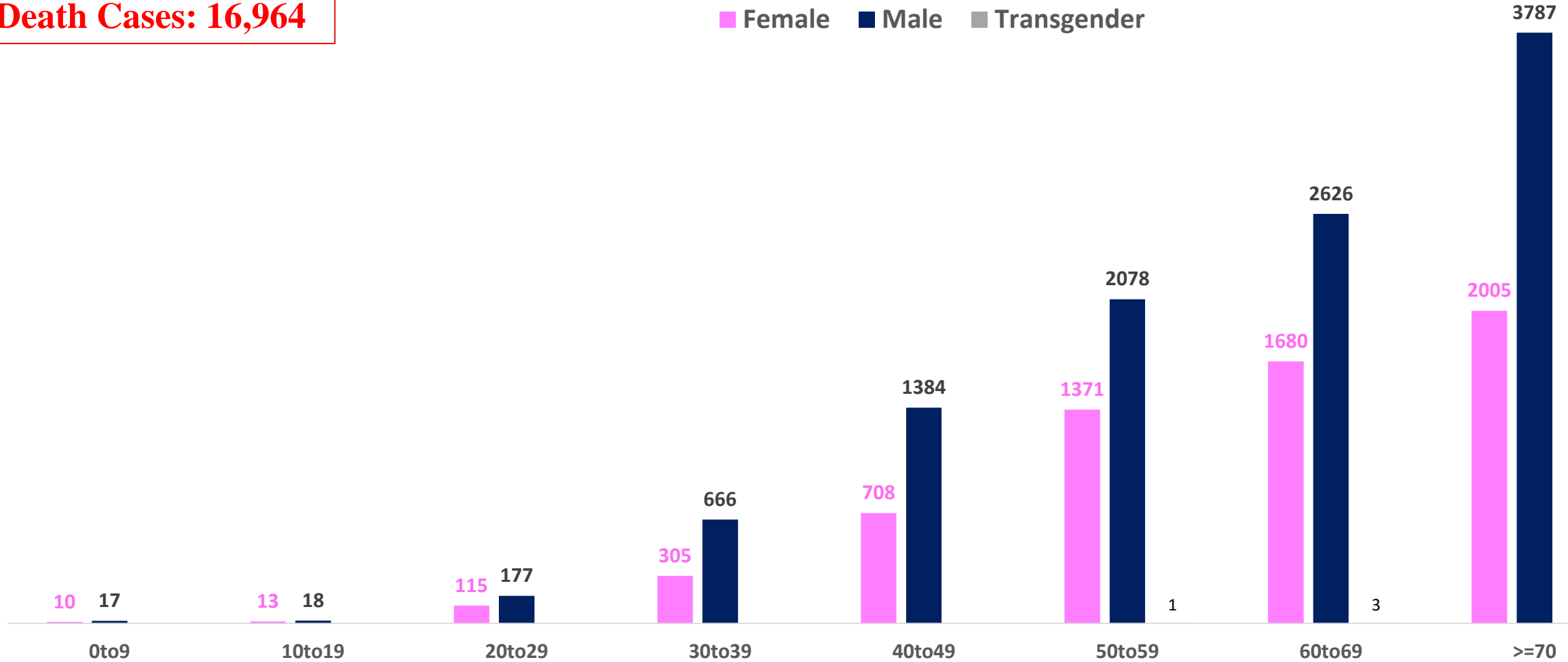


AGE AND GENDER WISE DISTRIBUTION OF DEATH CASES



Death Cases: 16,964

Female Male Transgender





VACCINATION COVERAGE AS ON 30.05.2022



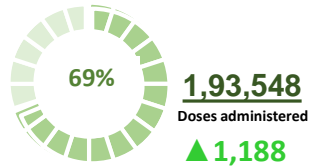
Total Doses Administered

1,91,84,727

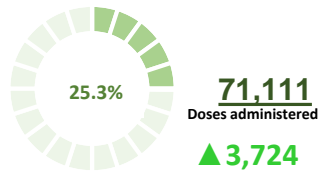
▲ 13,612

Total 12-14 years Population : 2.82 Lakhs

1ST DOSE

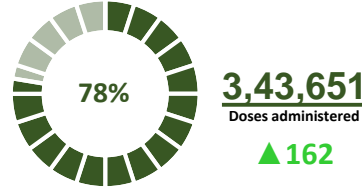


2ND DOSE

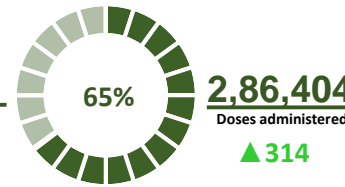


Total 15-18 years Population : 4.42 Lakhs

1ST DOSE

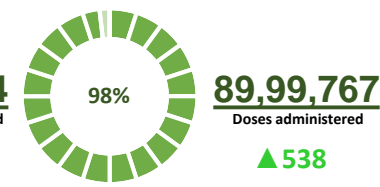


2ND DOSE

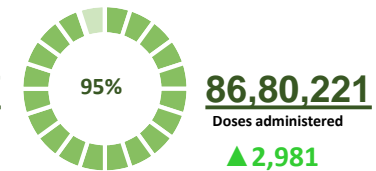


Total adult Population : 91.7 Lakhs

1ST DOSE



2ND DOSE



Priority Group*

Health Care Workers

Dose 1

2,10,311
Doses administered

▲ 2

Dose 2

2,06,458
Doses administered

▲ 11

Frontline Workers

Dose 1

3,81,807
Doses administered

▲ 2

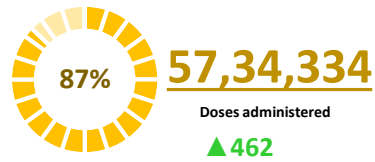
Dose 2

3,72,581
Doses administered

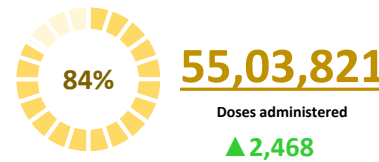
▲ 6

18 - 44 Years Coverage

Dose 1

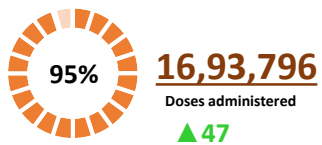


Dose 2

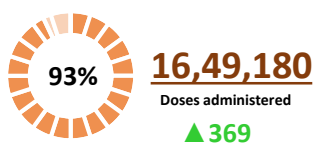


45 - 59 Years Coverage

Dose 1

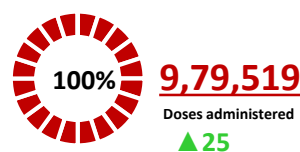


Dose 2

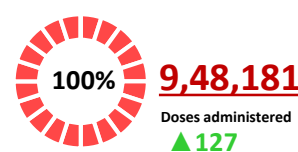


60 + Years Coverage

Dose 1



Dose 2



PRECAUTION DOSE



6,10,025
Doses administered

▲ 4,705

PRECAUTION DOSES ADMINISTERED

Health Care Workers	77,812 Booster Doses administered	▲ 195
Front Line Workers	80,433 Booster Doses administered	▲ 744
60 + Years Coverage	3,24,729 Booster Doses administered	▲ 1,077
18 + Years Coverage	1,27,051 Booster Doses administered	▲ 2,689

▲ indicates the increase in last 24 hours



COVID-19 SCENARIO IN BENGALURU AND OTHER METROPOLITIAN CITIES



CITY NAME	Positive Cases	Active Cases	Recovered	Deceased	Vaccine Doses Administered
New Delhi	19,06,523	1,486	18,78,828	26,209	3,42,68,837
Bengaluru*	17,87,717	1,930	17,68,823	16,964	2,20,57,852
Mumbai	10,64,374	2,238	10,42,570	19,566	2,10,94,698
Chennai	7,52,489	248	7,43,173	9,068	1,05,43,076
Kolkata	4,47,192	272	4,41,264	5,656	1,01,67,262

Source : <https://dashboard.cowin.gov.in/> at 3:55 pm (31.05.2022)
Source : <https://www.covid19bharat.org/> at 3:55 pm (31.05.2022)

*includes BBMP & Bengaluru Urban



SNAPSHOT OF COVID-19 CASES IN BENGALURU URBAN



**Total Wards With
< =5 Cases* :
171**

**Tests Conducted
On 30.05.2022:
14,546**

**Recovery
Rate:
98.94%**

**Total
Active Cases :
1,937**

**Total Vaccinated on
30.05.2022:
13,612**

**Positivity
Rate* :
1.35%**

**Active
Rate:
0.11%**

**Case
Fatality Rate* :
0.00%**



*Total positive cases In the past 7 days

*CFR and positivity is for Past 7 days



ಬೃಹತ್ ಬೆಂಗಳೂರು ಮಹಾನಗರ ಪಾಲಿಕೆ
Bruhat Bengaluru Mahanagara Palike



Download BBMP Bulletin	https://apps.bbmpgov.in/covid19/mediabulletin.php
For BBMPCovid19 Bed Status:	https://apps.bbmpgov.in/covid19/en/Bedstatus.php
To register for vaccination :	https://selfregistration.cowin.gov.in/
BBMP COVID19 Dashboard:	https://apps.bbmpgov.in/covid19/
Follow us on:	 www.facebook.com/bbmp.comm1/
	 twitter.com/BBMPCOMM

Issued by:

Honorable Chief Commissioner, BBMP
Special Commissioner Health & IT, BBMP
MD, Bengaluru Smart City Limited

THANK YOU !

